




# Compass Enrolment Module


## PARENT AND CARER GUIDE

# Important Information to note

1. Creating a Student Profile

2. Creating the enrolment application





# Residential Address

← Add primary address

Address details

Enter an address \*

841 Hunter

841 Hunter Street, Newcomersport, VIC 3256, Australia

Sometimes

Rarely

Update

Cancel

Complete all Parent and Sibling information as per the enrolment form.


The screenshot displays a web application interface for managing parent and sibling information. The interface includes a navigation menu on the left with the following items: "Start", "Students details", "Family and relationships", and "Parents/guardians". The main content area is divided into two sections: "If you are an existing parent" and "If you are a new parent".

In the "If you are an existing parent" section, there is a form with a "Mother" field. A red arrow points from the text "Requires attention" to this field. Below this, there is a "Mr Oscar (GB) Walsh" field with an "Father" label below it.

In the "If you are a new parent" section, there is a "Add a parent/guardian" button with a green arrow pointing to it.

At the bottom of the page, there is a "Siblings" section.

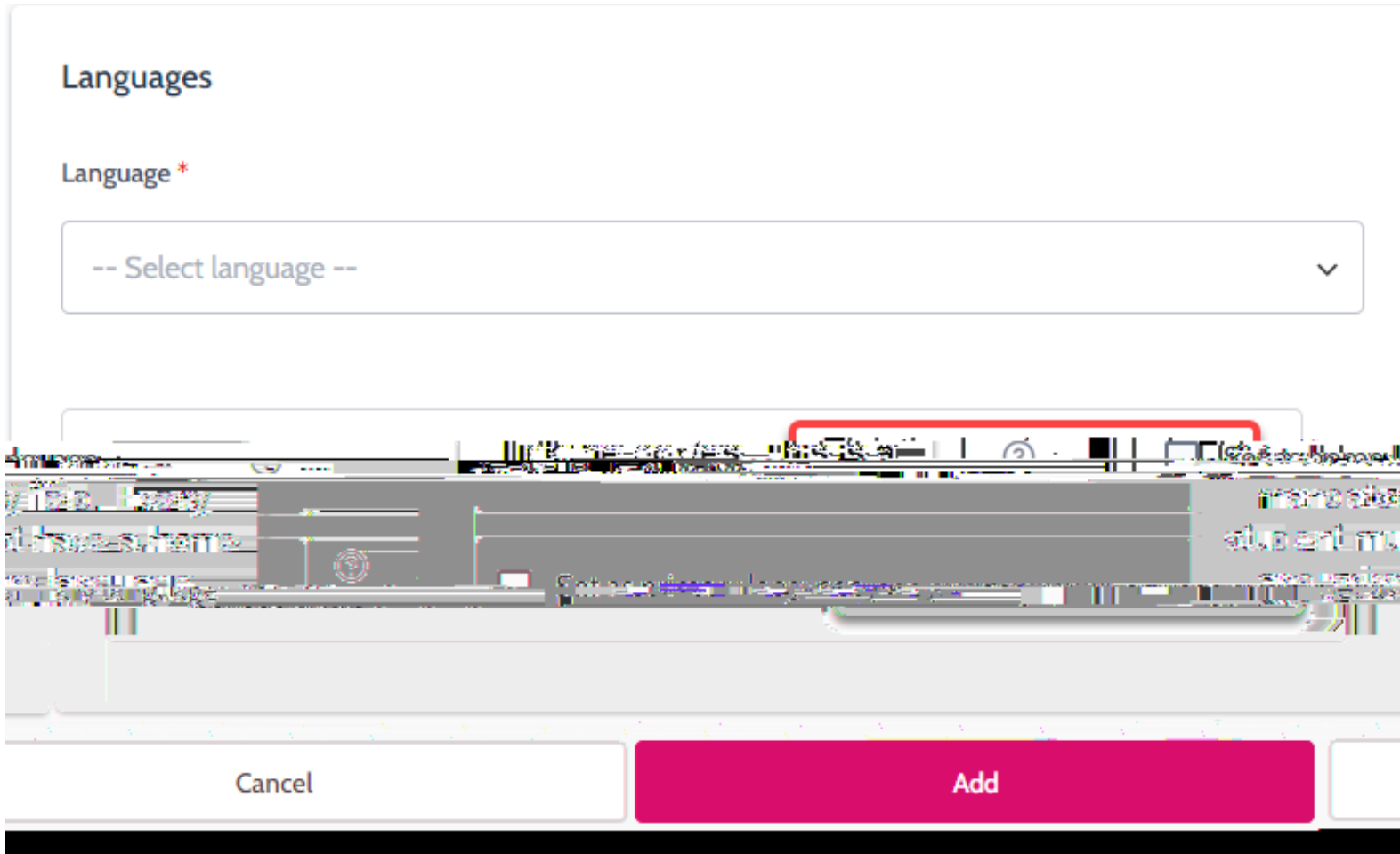
Complete the Demographic data for the student







# Adding a language/s

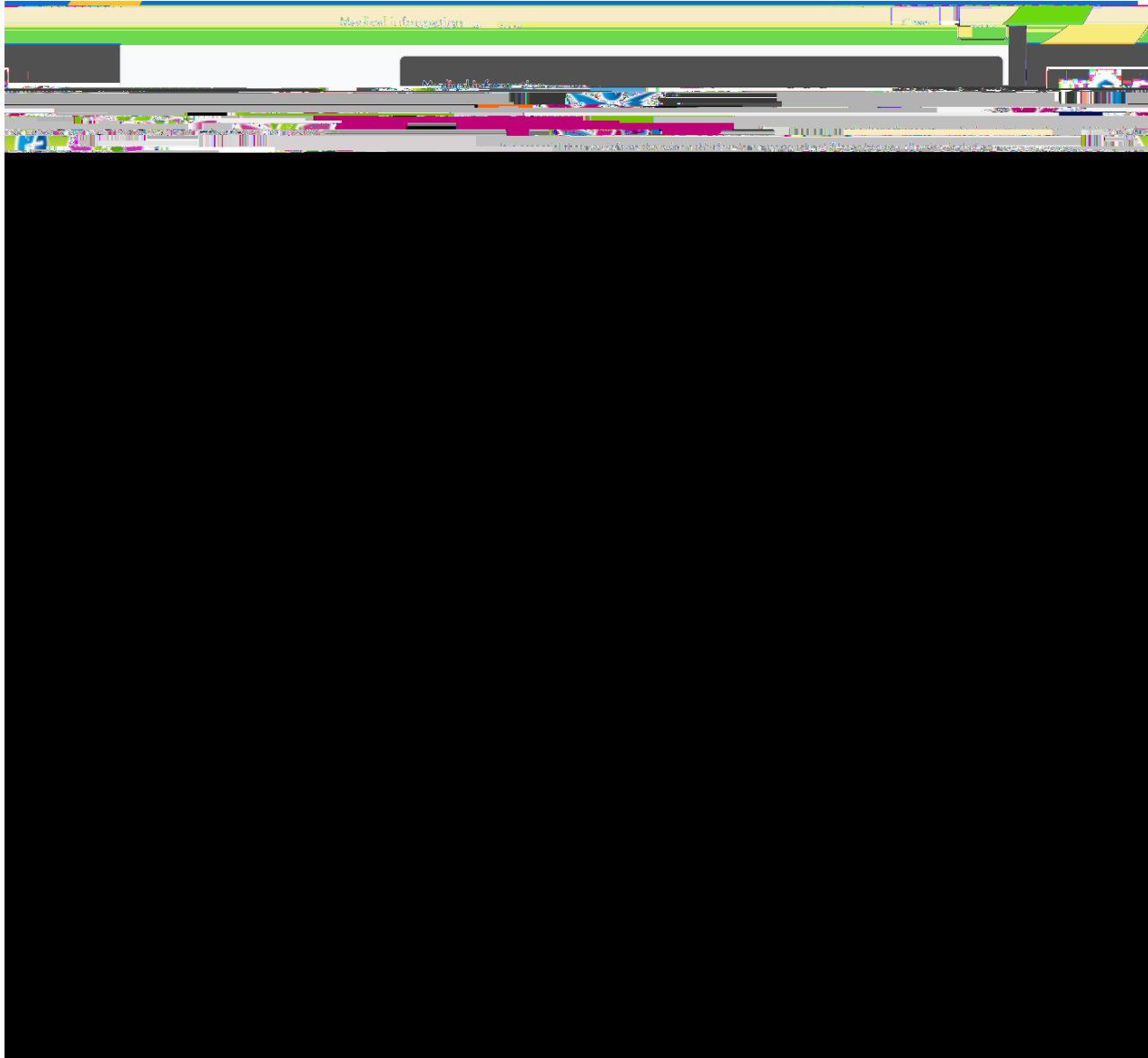


The image shows a mobile settings dialog titled "Languages". It features a "Language \*" label above a dropdown menu that currently displays "-- Select language --". A red rectangular box highlights the top portion of the dialog, including the title and the dropdown menu. At the bottom of the dialog, there are two buttons: "Cancel" on the left and "Add" on the right. The background of the phone screen is visible through the semi-transparent dialog, showing a home screen with various app icons.

Home Language

Primary Language:

# Medical Information



Complete all data for any Medical Conditions  
↳ multiple conditions can be added



# Immunisation

**Immunisation**

**Title \***

Diphtheria, Tetanus, Pertussis (DTP) ✕ ▾

**Description (optional)**

**Immunisation date (optional)**

dd / mm / yyyy 📅

**Expiry date (optional)**


📅

**Status (optional)**


**Attachments (optional)**

Please upload any supporting documentation, for example vaccination certificates.

# Emergency Contacts



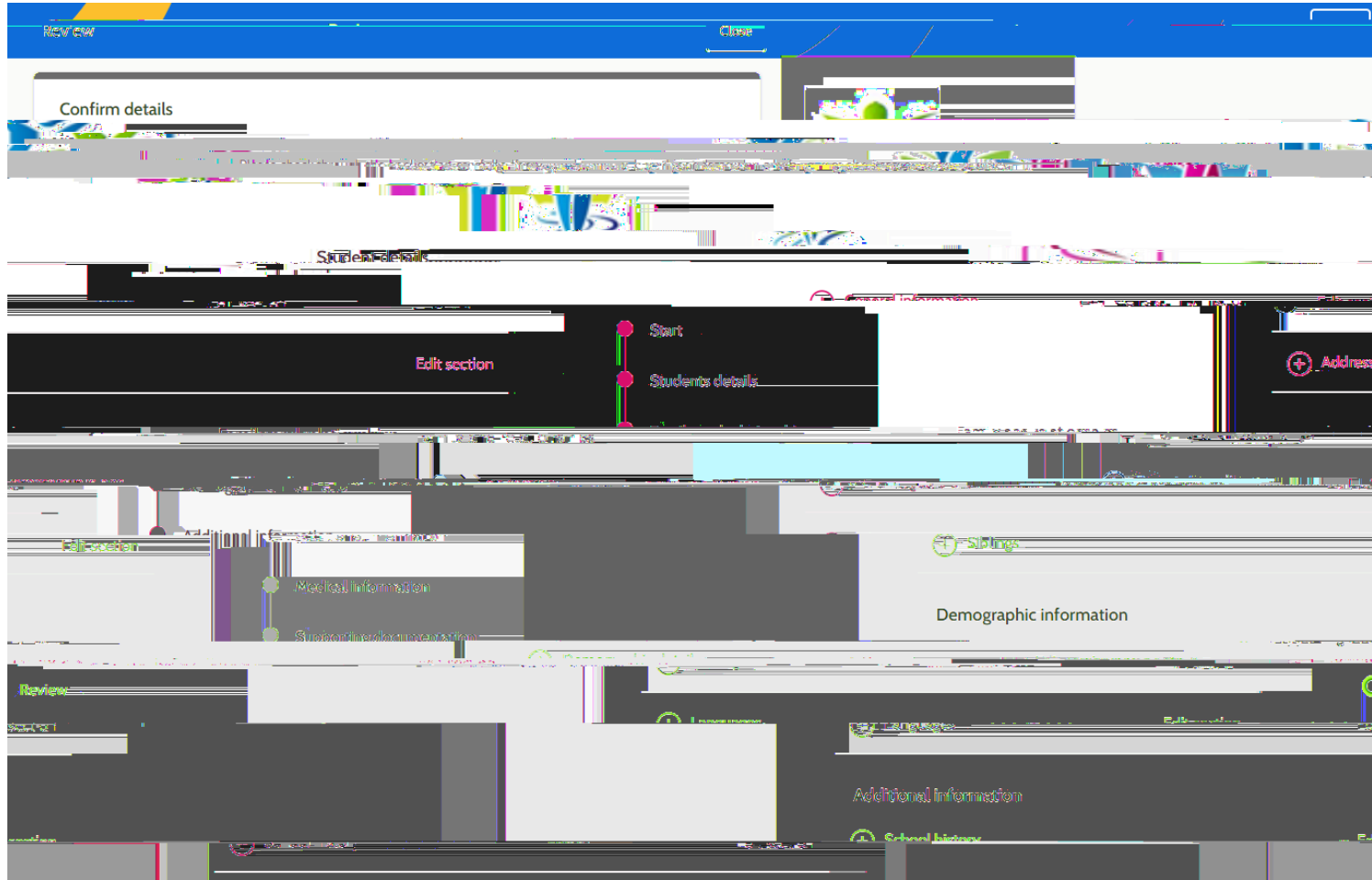
# Supporting Documentation



When uploading a document please select the Title and not the button

Important: A student cannot be enrolled if required supporting documents have not been supplied.


# Review



Once complete the profile can then continue to application.

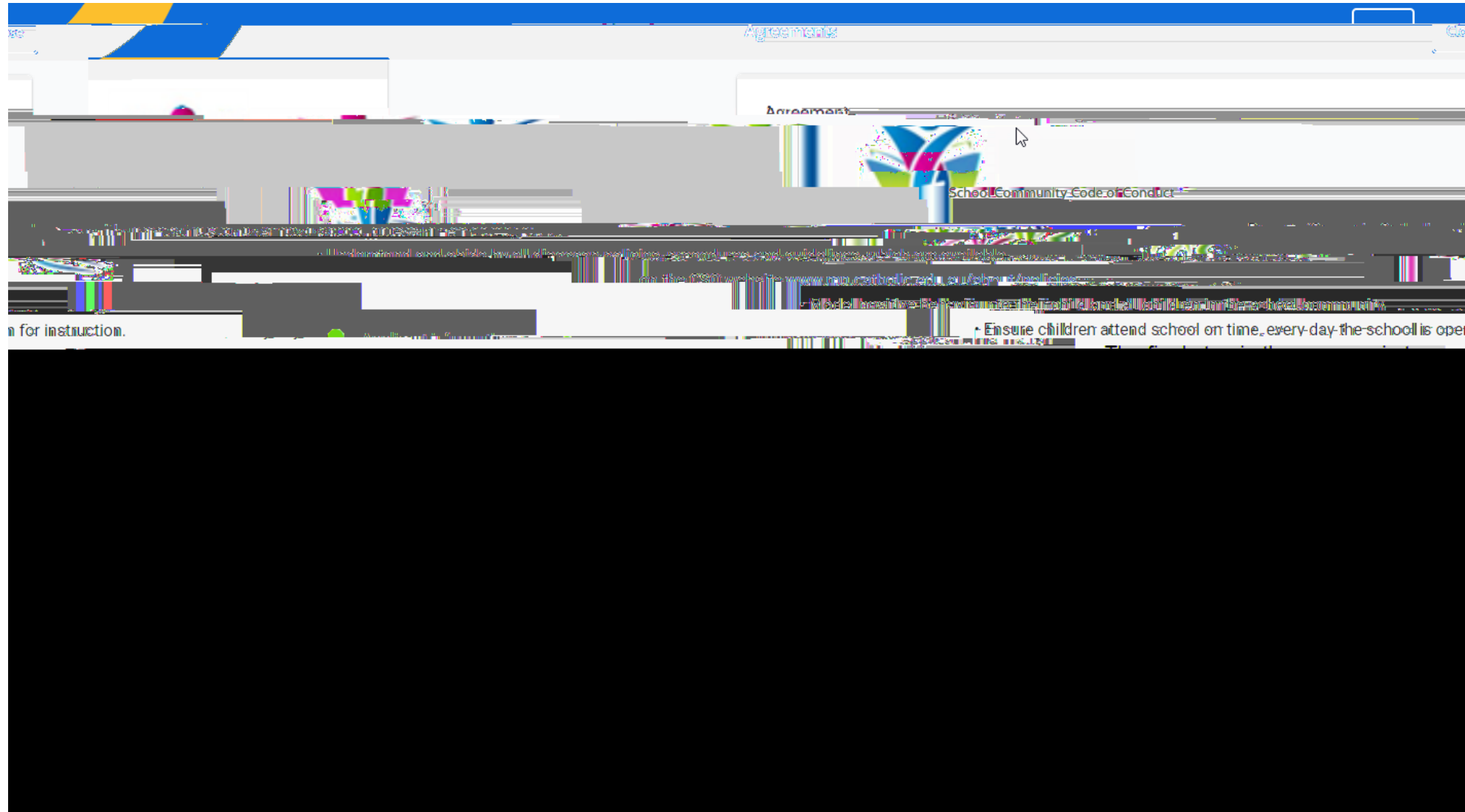


# School Preferences





# Agreements



# Acknowledgment of application

Once your application has been successfully submitted you will receive an email acknowledging the submission.

